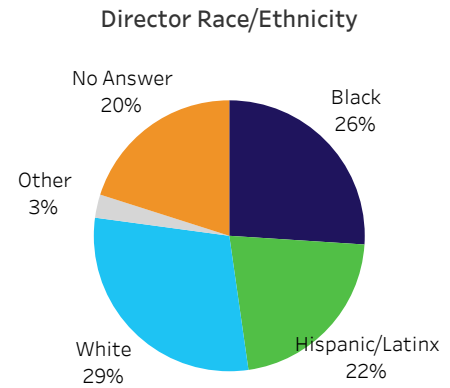
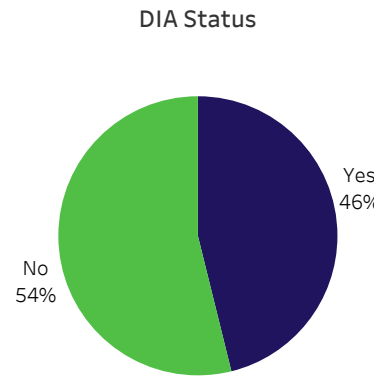
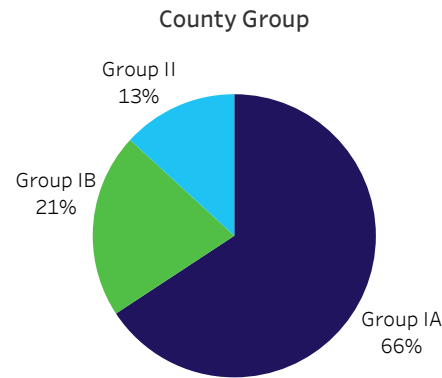
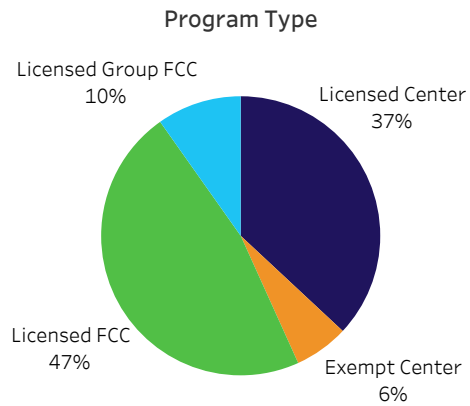


Child Care Restoration Grants (CCRG) 2021

Select the Grant Round:
Grant Period 1

Sites Receiving Grants 5,561	Funding Awarded \$138.67M	Counties Represented 95	Ineligible Applications 117
---	--	--	--



Expenditures

Category	Amount
Salaries	\$97.2M
Occupancy Costs	\$19.3M
Fringe Benefits	\$4.8M
Utilities	\$3.5M
Food Services	\$2.8M
Other/Miscellaneous	\$1.9M
PPE/Cleaning Supplies & Testing	\$1.7M
Contractual Services	\$1.5M
Supplies (Consumables)	\$1.4M
Direct Administrative Costs	\$0.9M
Remote Learning Costs for School Age Care	\$0.5M
Indirect Costs	\$0.5M
Equipment	\$0.4M
Consultant Services	\$0.3M

Average and Range of Payments

Program Type	Average Payment	Minimum Payment	Maximum Payment
Licensed Center	\$58,515.15	\$4,696.00	\$342,576.00
Exempt Center	\$33,473.10	\$2,809.00	\$66,000.00
Licensed FCC	\$2,216.44	\$455.00	\$2,658.00
Licensed Group FCC	\$2,868.49	\$1,035.00	\$3,417.00

CCRG 2021 Grantee Locations

Grant Period

Grant Period 1

